
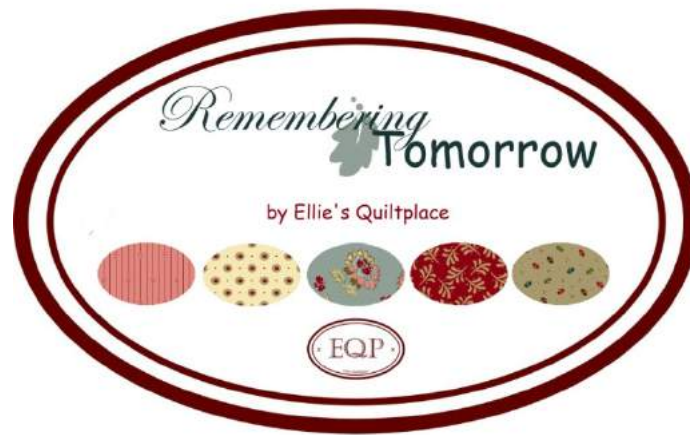









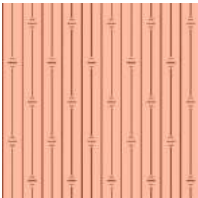




Remembering Tomorrow - Quilt



**Requirements:**




This pattern is created for the Remembering Tomorrow fabric collection by Ellie's Quiltplace for EQP Textiles.

Quilt finishes 179 cm x 179 cm.

 <p>20 cm x 110 cm Blocks</p>	 <p>20 cm x 110 cm Blocks</p>	 <p>185 cm x 110 cm Blocks, border</p>
 <p>20 cm x 110 cm Blocks</p>	 <p>20 cm x 110 cm Blocks</p>	 <p>20 cm x 110 cm Blocks</p>
 <p>70 cm x 110 cm Blocks</p>	 <p>20 cm x 110 cm Blocks</p>	 <p>20 cm x 110 cm Blocks</p>
 <p>20 cm x 110 cm Blocks</p>	 <p>20 cm x 110 cm Blocks</p>	 <p>20 cm x 110 cm Blocks</p>






# Remembering Tomorrow - Quilt

 <p>160 cm x 110 cm Blocks, sashings, binding</p>	 <p>30 cm x 110 cm Blocks, cornerstones</p>	 <p>20 cm x 110 cm Blocks</p>
Batting	Backing 390 cm x 110 cm	Matching sewing and quilting threads



**Attention: all given measures are WITHOUT seam allowances!**

**Cut:**

<i>Fabric</i>	<i>Use</i>	<i>No of pieces</i>	<i>Dimensions</i>
	Cornerstones	25	5 cm x 5 cm
	Sashings	40	5 cm x 30 cm
	Binding	8	5 cm x 110 cm (seam allowance is included)
	Border	2	15 cm x 145 cm
		2	15 cm x 175 cm

## Remembering Tomorrow - Quilt


Per block (cut 16 blocks in total)

<i>Fabric</i>	<i>Use</i>	<i>No of pieces</i>	<i>Dimensions</i>
	Background	4	Template A
		4	Template B
	Star	4	Template E
From one colored fabric (see requirements)	Star	4	Template C
		4	Template D
From another colored fabric (see requirements)	Star	1	Template F

### Assembly:

Make 16 stars according diagram 1. Use ecru, red, one additional color for the center (template F) and a second additional color for the points. See also the picture of the quilt for fabric placement.


*Diagram 1*



## Remembering Tomorrow - Quilt

Sew the stars, sashings and cornerstones in horizontal rows and join the pieced rows according diagram 2.

*Diagram 2*



Sew the 15 cm x 145 cm blue borders to both sides of the quilt.

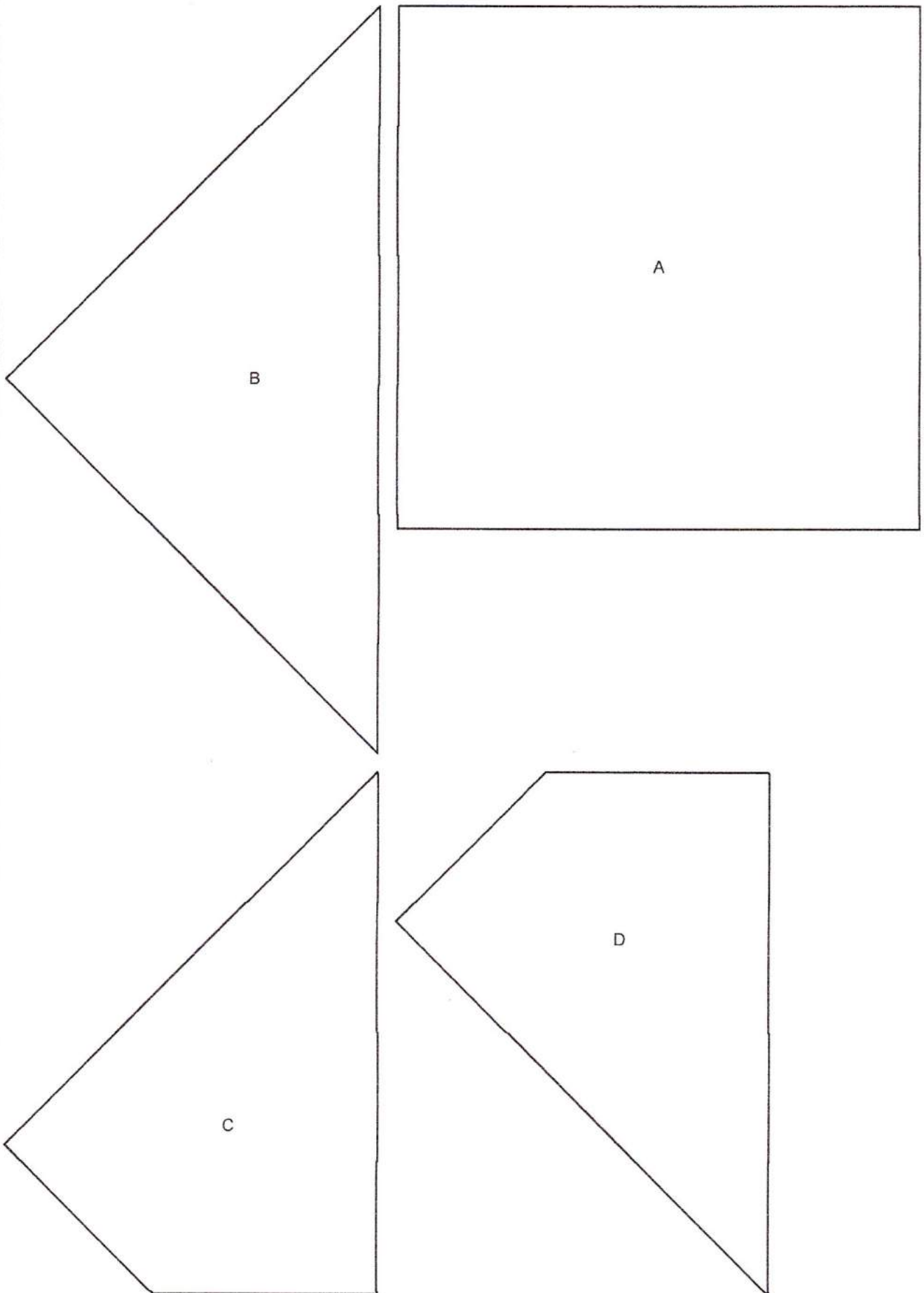
Sew the 15 cm x 175 cm blue borders to the top and bottom.

For the backing cut 2 - 195 cm x 110 cm panels and sew them long sides together.

Layer the quilt and quilt as desired.

Finish the quilt.

# Remembering Tomorrow - Quilt



Remembering Tomorrow - Quilt

